


Festa AP | Datasheet

Festa F52-Wall

AC1200 Wireless MU-MIMO Gigabit Wall Plate Access Point



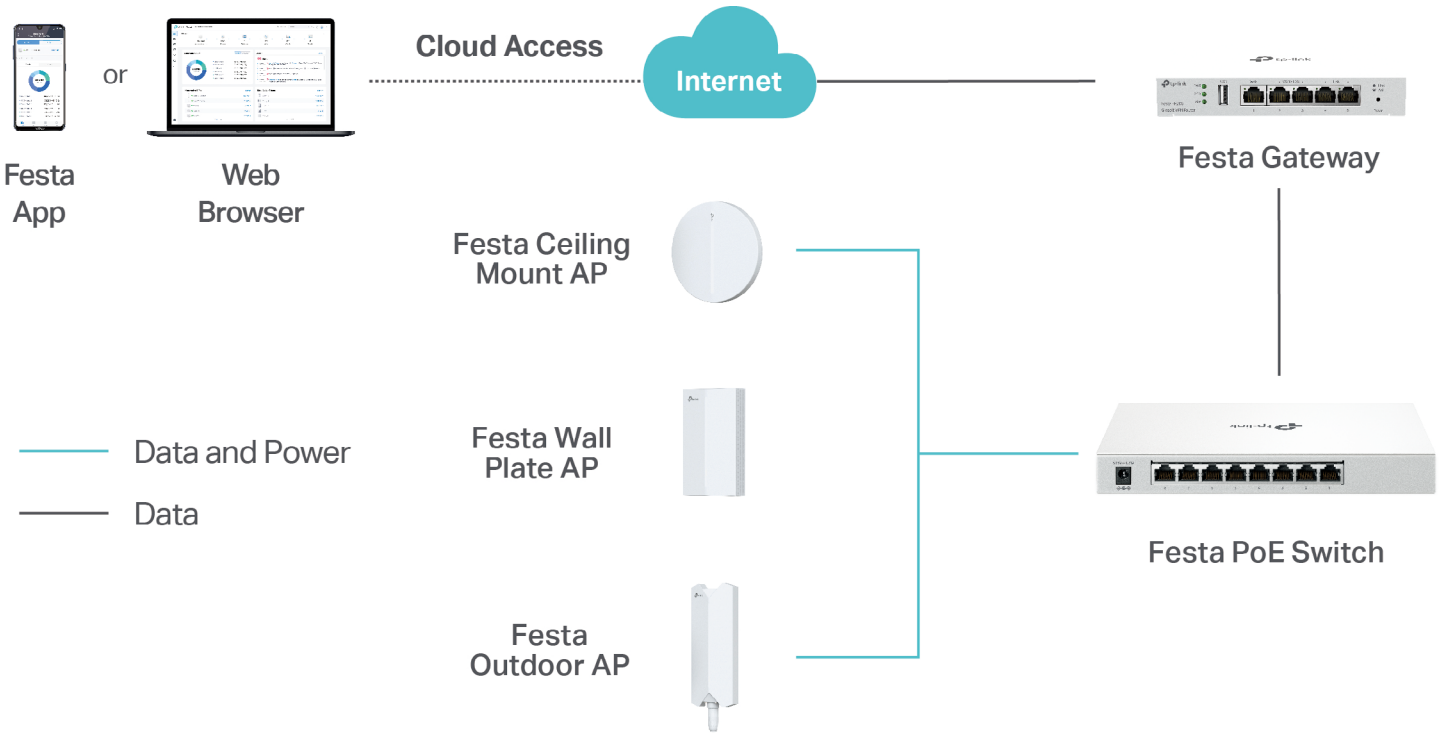
Festa Solution

Festa unifies APs, switches, and routers for full cloud-based management, offering an easy, effective, and reliable business-level network controlled via app or web. Perfect for small businesses, home offices, and cafes.

Easy Setup and Use

Free Cloud Centralized Management*

Easy Maintenance



Specifications

Model		Festa F52-Wall
Name		AC1200 Wireless MU-MIMO Gigabit Wall Plate Access Point
Main Design	LAN Interfaces	Uplink: 1x Gigabit Ethernet Port Downlink: 3x Gigabit Ethernet Port (One port supports PoE OUT. The PoE OUT feature requires 802.3at PoE+ input and the maximum output is 13 W.)
	Wi-Fi Standards	IEEE 802.11 a/b/g/n/ac
	Maximum Data Rate	300 Mbps (2.4 GHz) + 867 Mbps (5 GHz)
	Wireless Client Capacity	200+
	Antennas	2.4 GHz: 2x 4 dBi 5 GHz: 2x 4 dBi
	Transmit Power	CE: < 20 dBm (2.4 GHz); < 23 dBm (5 GHz) FCC: < 21 dBm (2.4 GHz); < 21 dBm (5 GHz)
	Reception Sensitivity	2.4G: 11n HT20 MCS0: -94; 11n HT20 MCS7: -74.5 11n HT40 MCS0: -91; 11n HT40 MCS7: -72 5G: 11ac VHT20 MCS0: -94.5; 11ac VHT20 MCS8: -71.5 11ac VHT40 MCS0: -92; 11ac VHT40 MCS9: -67 11ac VHT80 MCS0: -89; 11ac VHT80 MCS9: -63
Centralized Management	Festa Cloud-Based Controller	•
	Festa App	•
Security	Captive Portal Authentication	•
	Access Control	•
	Maximum number of MAC Filter	4000
	Wireless Isolation between Clients	•
	VLAN	•
	Rogue AP Detection	-
	Wireless Encryption	WPA-Personal/Enterprise, WPA2-Personal/Enterprise
	802.1X Support	•

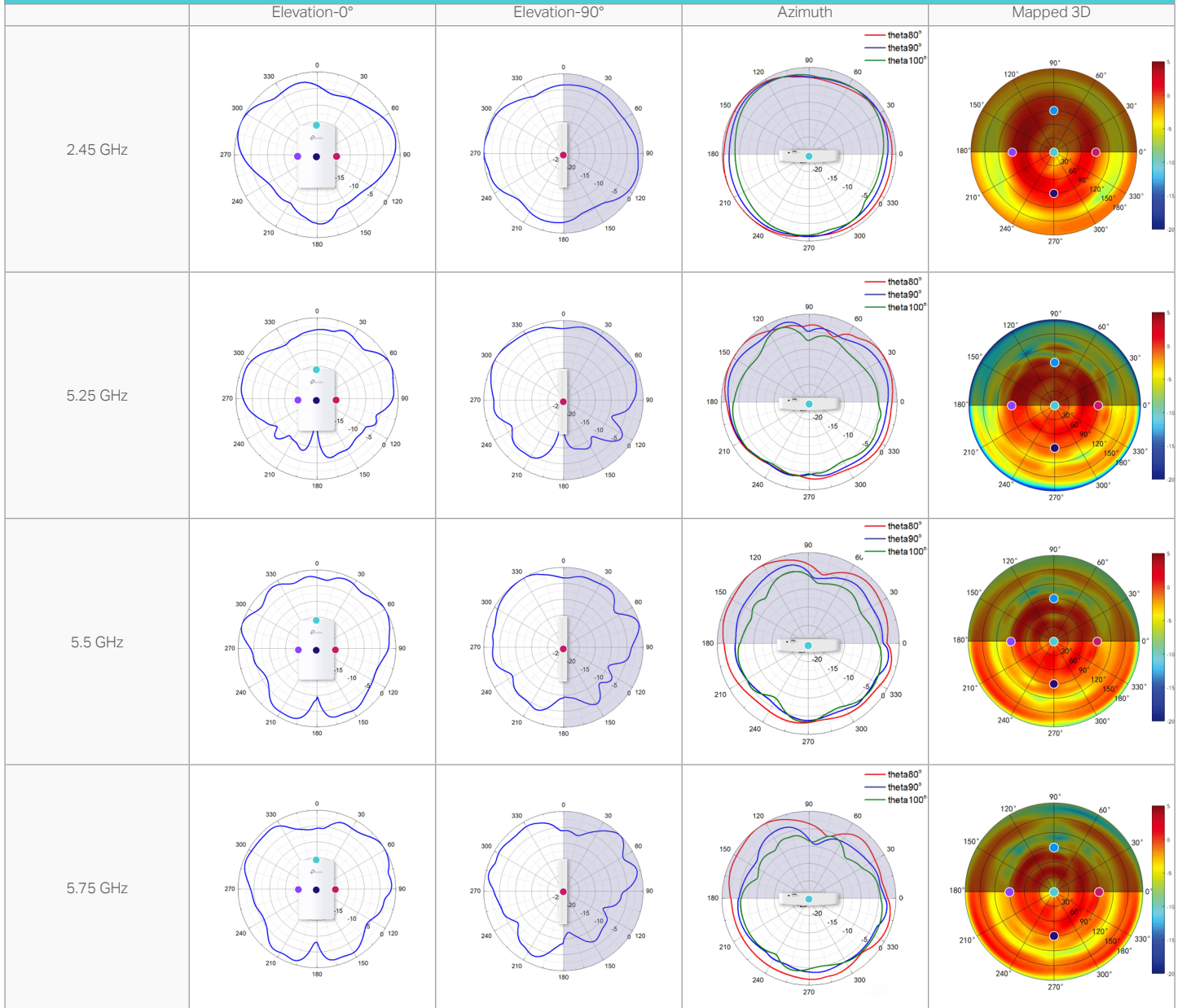
Model		Festa F52-Wall
Wireless Function	Multiple SSIDs	16 (8 on each band)
	Channel	EU: 2G:1-13 5G:36,40,44,48 US: 2G:1-11 5G:36,40,44,48,149,153,157,161,165
	Enable/Disable Wireless Radio	•
	Enable/Disable SSID Broadcast	•
	Guest Network	•
	Automatic Channel Selection	•
	Transmit Power Control	Adjust transmit Power on dBm
	QoS (WMM)	•
	Seamless Roaming	-
	Mesh	-
	Beamforming	•
	MU-MIMO	2T2R MU-MIMO DL
	MIMO	2*2 (2.4G and 5G)
	OFDMA	-
	Rate Limit	Based on SSID/Client
	Load Balance	•
	Airtime Fairness	-
	Band Steering	•
	RADIUS Accounting	•
	MAC Authentication	-
	Reboot Schedule	-
	Wireless Schedule	•
	Wireless Statistics	•
Static IP/Dynamic IP	•	
Support Data Rates	802.11ac	6.5 Mbps to 867 Mbps (MCS0-MCS9, NSS = 1 to 2 VHT20/40/80)
	802.11n	6.5 Mbps to 300 Mbps (MCS0-MCS7, NSS = 1 to 2 HT20/40)
	802.11g	6, 9, 12, 18, 24, 36, 48, 54 Mbps
	802.11b	1, 2, 5.5, 11 Mbps
	802.11a	6, 9, 12, 18, 24, 36, 48, 54 Mbps
Management	LED ON/OFF Control	•
	Management MAC Access Control	•
	Web-based Management	-
	SNMP	v1, v2c
	SSH	•
	Restore & Backup	-
	Firmware update via Web	-
	NTP	•
	System Log	•
	Email Alerts	-
Physical & Environment	Power Supply	802.3af/at PoE
	Maximum Power Consumption	9.8 W (Without PoE Out) 24.4 W (With PoE Out)
	Reset	•
	Mounting	Wall mouting (Kits included)

Model		Festa F52-Wall
Others	Certifications	CE, FCC, RoHS
	Dimensions (W x D x H)	143 x 86 x 20 mm
	Net Weight	212g
	Enclosure Material / Rack Material	Top Cover: PC Middle Frame: PC Bottom Shell: PC
	Environment	Operating Temperature: 0 °C–40 °C (32 °F–104 °F); Storage Temperature: -40 °C–70 °C (-40 °F–158 °F); Operating Humidity: 10%–90% non-condensing; Storage Humidity: 5%–90% non-condensing;

Antenna Radiation Patterns

Wall Plate AP

Festa F52-Wall



Disclaimers

- * Festa currently offers free cloud access for centralized management and reserves the right to apply fees in the future.
- * Maximum wireless signal rates are the physical rates derived from IEEE Standard 802.11 specifications. Actual wireless data throughput and wireless coverage are not guaranteed and will vary as a result of 1) environmental factors, including building materials, physical objects, and obstacles, 2) network conditions, including local interference, volume and density of traffic, product location, network complexity, and network overhead, and 3) client limitations, including rated performance, location, connection, quality, and client condition.
- * The actual capacity depends on the wireless environment and client traffic and is generally less than the maximum number of client connections.
- * Coverage value is calculated based on laboratory testing. Actual coverage is not guaranteed and will vary as a result of client limitations and environmental factors.
- * Actual network speed may be limited by the rate of the product's Ethernet WAN or LAN port, the rate supported by the network cable, Internet service provider factors and other environmental conditions.
- * PoE budget calculations are based on laboratory testing. Actual PoE power budget is not guaranteed and will vary as a result of client limitations and environmental factors.

Some models featured in this guide may be unavailable in your country or region. Visit TP-Link website for local sales information: <https://www.tp-link.com>. Specifications are subject to change without notice.

© 2024 TP-Link