

General Series Battery

General Series VRLA batteries are designed with AGM (Absorbent Glass Mat) technology, High performance plates and electrolyte to give extra power output for common power backup system. General Series Batteries are the general purpose batteries with 10 years floating design life at 25°C Meet with IEC, BS, JIS and Eurobat standard. UL(MH62092), CE approved.

Application

- * Emergency Power System
- * Communication equipment
- * Telecommunication systems
- * Uninterruptible power supplies
- * Electric toy car and wheelchairs, etc.
- * Power tools
- * Alarm system
- * Marine equipment
- * Medical equipment
- * Fire and Security System



General Features

- * Heavy Duty Grid
- * Mechanized assembly
- * Non-spillable construction
- * High Reliability and Stability
- * Sealed and Maintenance-free
- * Long Life and low self-discharge design

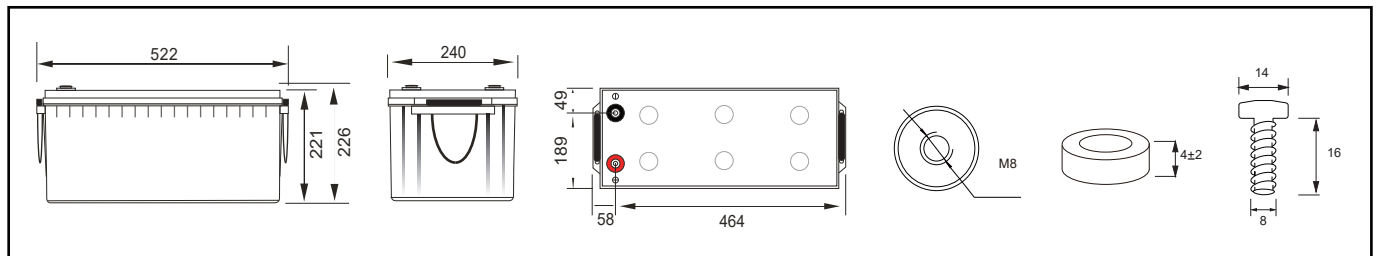
Construction

- * Positive Lead dioxide
- * Electrolyte Sulfuric acid
- * Separator Fiber glass
- * Container ABS(UL94-HB) / Flame Retardant ABS (UL94-V0)
- * Negative Lead
- * Safety Valve EPDR
- * Terminal Copper

Specification

Battery Model	Nominal Voltage		12V	
	Rated capacity (10 Hour rate)		200Ah	
	Cells Per battery		6	
Dimension	Length	Width	Height	Total Height
	522mm (20.55 inches)	240mm (9.44 inches)	221mm (8.70 inches)	226mm (8.89 inches)
Approx Weight	55.7kg(122.79lbs) ± 3%			
Capacity @ 25°C (77°F)	10 hour rate(20A,10.5V)	5 hour rate(35.4A,10.5V)	3 hour rate(51.7A,10.8V)	1 hour rate(110A,9.6V)
	200Ah	177Ah	155.1Ah	110Ah
Max. discharge current	1800A (5 Sec.)			
Internal Resistance	Full charged at 25°C (77°F) : Approx 2.5mΩ			
Capacity affected by Temp.(10 HR)	40°C (104°F)	25°C (77°F)	0°C (32°F)	-15°C (5°F)
	102%	100%	85%	65%
Self Discharge @25°C (77°F)	After 3 months storage		After 6 months storage	After 12 months storage
	91%		82%	64%
	Cycle Use		Float Use	
Charge method @25°C (77°F)	14.40-15.00V (Initial charging current less than 60A)		13.60-13.80V	

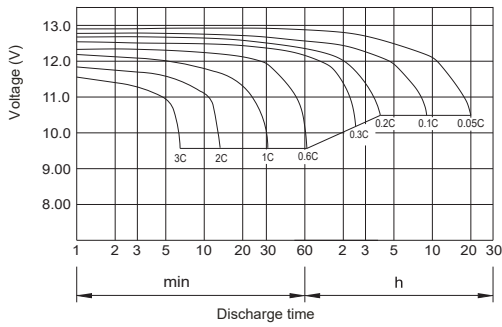
Outer dimension (mm)



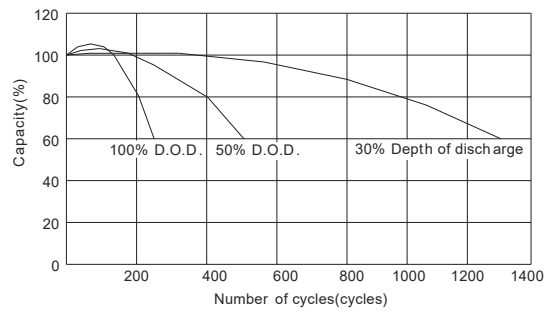
Terminal Type (mm)

Constant Current(Amp) and Constant Power(Watt) Discharge Table at 25°C (77°F)										
F.V/time	15MIN	30MIN	60MIN	90MIN	2HR	3HR	5HR	8HR	10HR	20HR
1.60V	341.000	200.000	110.000	80.507	74.035	52.738	35.991	25.484	20.753	11.451
	658.130	398.400	219.450	160.749	148.132	105.519	72.011	50.989	41.523	22.911
1.67V	323.286	195.726	109.203	79.710	73.667	52.461	35.792	25.269	20.430	10.878
	624.429	390.083	217.874	159.197	147.518	105.155	71.744	50.664	40.962	21.810
1.70V	315.314	194.017	108.406	79.630	73.482	52.328	35.783	25.016	20.172	10.588
	609.503	386.688	216.546	159.102	147.210	104.918	71.746	50.182	40.466	21.240
1.75V	302.029	190.598	106.812	78.594	73.021	52.000	35.594	24.946	20.000	10.420
	584.425	380.151	213.889	157.188	146.262	104.312	71.402	50.080	40.150	20.918
1.80V	289.629	186.325	106.014	78.036	72.560	51.723	35.495	24.731	19.677	10.076
	561.300	371.795	212.560	156.463	145.366	103.809	71.238	49.685	39.532	20.244
1.85V	274.571	181.197	104.420	77.159	71.915	51.262	35.297	24.409	19.355	9.733
	532.669	361.823	209.676	155.090	144.137	102.986	70.911	49.086	38.923	19.573

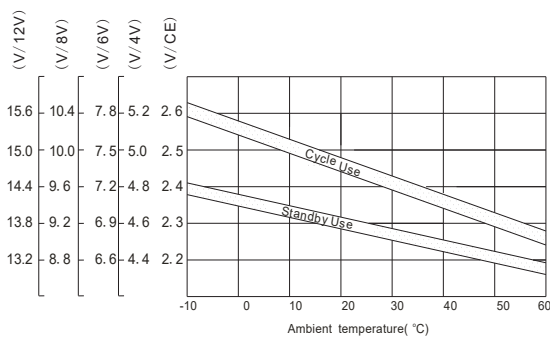
Discharge characteristic Curve



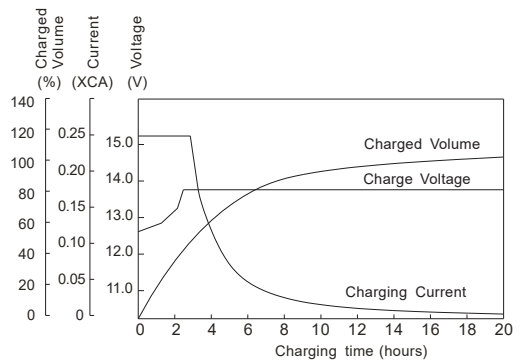
Cycle service life in relation to depth of discharge



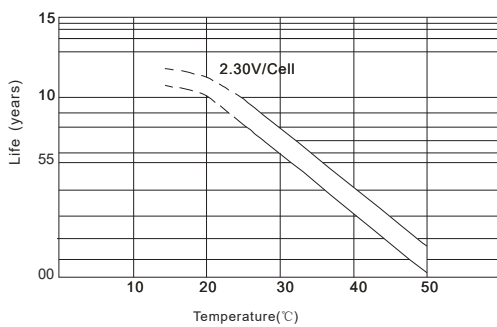
Relationship between charging voltage and temperature



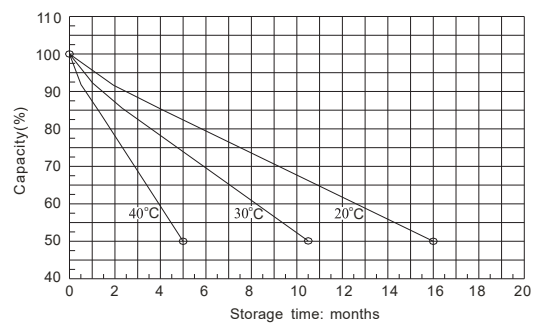
Constant voltage charging characteristic (0.25CA, at 25°C)



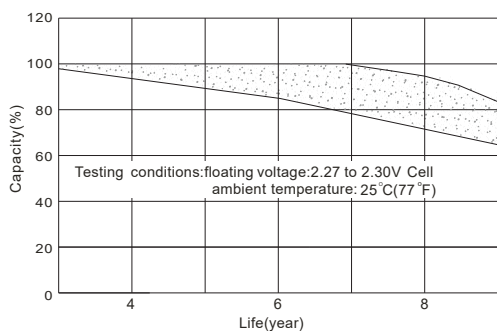
Temperature effects on float life



Self-discharge characteristic



Life characteristics of standby use



Charge characteristic Curve for standby use

